



# City of Miramar

Building, Planning & Zoning Department. Building Division

2200 Civic Center Place | Miramar, Florida 33025

Tel: 954.602.3200 | Fax: 954.602.3635

www.miramarfl.gov

## Fence Application Package

### Who Can Apply (A or B)

**A. Licensed Contractors for Residential Permit** can be issued to **Licensed Contractors** properly registered in the Community Development - Building Division. Contractors shall provide all required applications properly signed and notarized. **Also, Contract signed by both parties (Contractor & Homeowner) shall be provided indicating contract value including labor & materials.**

**B. Owner/Builder for Residential Only.** Permit can be issued to owner/builder as per the following requirements:

- Picture ID (Driver License, ID card) matching the address where the work will be conducted.
- Proof of ownership (Recorded warranty deed, tax statement, settlement statement).
- Verification or confirmation of Homestead Exemption

**If a contractor is hired, then the contractor must pull the permit**

### Required Documents

- Permit application. Describing type & height of fence. For homeowner see the note (B) indicated above.
- Homeowner's Association Affidavit of Awareness (Included in this package). This affidavit is required even if the property is not located in a Homeowner's Association (B)
- Owner-Builder Disclosure Statement (This is required only If application is by homeowner).(B)
- Construction Debris Removal Affidavit. (Include in this package).
- Full Scalable Boundary Survey (1 set), indicating location and dimensions of the fence. Reduced, faxed, enlarged surveys or any altered surveys are not acceptable. **The boundary surveys submitted for application purpose shall be updated with less than seven (7) years, and original signed & sealed by the Professional Land Surveyor. For Commercial application, site plan or boundary survey shall be updated with less than 180 days.**
- Building Permit Valuations. FBC 109- 109.3.1** The Building Official may require an estimate of the cost utilizing RSMMeans and/or other descriptive data as a basis for determining the permit fee. The applicant for a permit shall provide an estimated permit value at a time of application. Permit valuations, shall include total value of work, including materials and labor.
- Approval from South Broward Drainage District is required if fence is encroaching drainage and/or lake easement.  
**SOUTH BROWARD DRAINAGE DISTRICT.** 6591 S.W. 160<sup>th</sup> Ave. Southwest Ranches. Florida 33331. Phone (954) 680-3337.
- For Wooden fence assembled pieces by pieces, the typical detail as per Florida Building Code can be used (See attached detail).
- For prefabricated wood fence panels, one (1) set of current Product Approvals or Miami Dade Notice of Acceptance (N.O.A.) are required. Product Approvals (N.O.A.) may be provided by supplier/retailer.
- For Vinyl or PVC Fences , one (1) set of current Product Approvals (N.O.A.) are required. In lieu of Product approvals, you can provide engineered details for the fence signed & sealed by Professional Engineer (P.E.).
- For Aluminum, Precast and Reinforced Masonry fences, one (1) engineered details and/or plans signed & sealed by Professional Engineer or Architect shall be provided along with the application forms.
- A complete Affidavit of Identical Documents must be submitted for Engineered plans submitted with digital signature of the Professional Designer. (Included in this package).

### ATTENTION APPLICANT: For Fence used as a pool barrier the following apply:

1. **City Code – Land Development Regulations Subpart B, Section 22.141(c):** The safety barrier shall be erected either around the swimming pool or around the premises on which the swimming pool is erected; in either event, it shall enclose the area entirely, prohibiting unrestrained admittance to the enclosed area. As per the above section, besides the Florida Building code requirements, fencing around the premises is required.

### Required Inspections

1. For fences other than Precast & Reinforced Masonry fences: Final Inspection 999
2. For Precast & Reinforced masonry fences, inspections are based on the scope of work indicated in the approved sets of plans. For inspections, contact Building Division →(954)602-3200.
2. For all Commercial and Community Fences, Fire Marshall inspection (B801) is required.

As per Florida Statutes 713.13, a Recorded Notice of Commencement is required when construction, renovation, alterations values exceed \$5,000, including labor & materials. **THE RECORDED NOTICE OF COMMENCEMENT SHOULD BE AVAILABLE AT THE FIRST INSPECTION**

# BROWARD COUNTY UNIFORM BUILDING PERMIT APPLICATION

Revised 11-17-2022

Select One Trade:  Building  Electrical  Plumbing  Mechanical  Other \_\_\_\_\_

Application Number: \_\_\_\_\_ Application Date: \_\_\_\_\_

**1**

Job Address: \_\_\_\_\_ Unit: \_\_\_\_\_ City: \_\_\_\_\_

Tax Folio No.: \_\_\_\_\_ Flood Zn: \_\_\_\_\_ BFE: \_\_\_\_\_ Floor Area: \_\_\_\_\_ Job Value: \_\_\_\_\_

Building Use: \_\_\_\_\_ Construction Type: \_\_\_\_\_ Occupancy Group: \_\_\_\_\_

Present Use: \_\_\_\_\_ Proposed Use: \_\_\_\_\_

Description of Work: \_\_\_\_\_

New  Addition  Repair  Alteration  Demolition  Revision  Other: \_\_\_\_\_

Legal Description: \_\_\_\_\_  Attachment

**2**

Property Owner: \_\_\_\_\_ Phone: \_\_\_\_\_ Email: \_\_\_\_\_

Owner's Address: \_\_\_\_\_ City: \_\_\_\_\_ State: \_\_\_\_\_ Zip: \_\_\_\_\_

**3**

Contracting Co.: \_\_\_\_\_ Phone: \_\_\_\_\_ Email: \_\_\_\_\_

Company Address: \_\_\_\_\_ City: \_\_\_\_\_ State: \_\_\_\_\_ Zip: \_\_\_\_\_

Qualifier's Name: \_\_\_\_\_  Owner-Builder License Number: \_\_\_\_\_

**4**

Architect/Engineer's Name: \_\_\_\_\_ Phone: \_\_\_\_\_ Email: \_\_\_\_\_

Architect/Engineer's Address: \_\_\_\_\_ City: \_\_\_\_\_ State: \_\_\_\_\_ Zip: \_\_\_\_\_

Bonding Company: \_\_\_\_\_

Bonding Company's Address: \_\_\_\_\_ City: \_\_\_\_\_ State: \_\_\_\_\_ Zip: \_\_\_\_\_

Fee Simple Titleholder's Name (If other than the owner) \_\_\_\_\_

Fee Simple Titleholder's Name (If other than the owner) \_\_\_\_\_ City: \_\_\_\_\_ State: \_\_\_\_\_ Zip: \_\_\_\_\_

Mortgage Lender's Name: \_\_\_\_\_

Mortgage Lender's Address: \_\_\_\_\_ City: \_\_\_\_\_ State: \_\_\_\_\_ Zip: \_\_\_\_\_

BROWARD COUNTY UNIFORM BUILDING PERMIT APPLICATION

Job Address: \_\_\_\_\_ Unit: \_\_\_\_\_ City: \_\_\_\_\_

Application is hereby made to obtain a permit to do the work and installations as indicated. I certify that no work or installation has commenced prior to the issuance of a permit and that all work will be performed to meet the standards of all laws regulating construction in this jurisdiction. I understand that a separate permit must be secured for ELECTRICAL WORK, PLUMBING, SIGNS, WELLS, POOLS, FURNACES, BOILERS, HEATERS, TANKS, and AIR CONDITIONERS, etc.

OWNER'S AFFIDAVIT: I certify that all the foregoing information is accurate and that all work will be done in compliance with all applicable laws regulating construction and zoning.

WARNING TO OWNER: YOUR FAILURE TO RECORD A NOTICE OF COMMENCEMENT MAY RESULT IN YOUR PAYING TWICE FOR IMPROVEMENTS TO YOUR PROPERTY. A NOTICE OF COMMENCEMENT MUST BE RECORDED AND POSTED ON THE JOB SITE BEFORE THE FIRST INSPECTION. IF YOU INTEND TO OBTAIN FINANCING, CONSULT WITH YOUR LENDER OR AN ATTORNEY BEFORE COMMENCING WORK OR RECORDING YOUR NOTICE OF COMMENCEMENT.

<p>X _____ Signature of Property Owner or Agent (Including Contractor)</p> <p><b>STATE OF FLORIDA</b> <b>COUNTY OF _____</b></p> <p>Sworn to (or affirmed) and subscribed before me by means of ____ physical presence or ____ online notarization, this ____ day of _____, 20____ by _____ (Type/Print Property Owner or Agent Name)</p> <p>_____ NOTARY'S SIGNATURE as to Owner or Agent's Signature</p> <p>Notary Name _____ (Print, Type or Stamp Notary's Name)</p> <p>Personally Known _____ Produced Identification _____</p> <p>Type of Identification Produced _____</p>	<p>X _____ Signature of Qualifier</p> <p><b>STATE OF FLORIDA</b> <b>COUNTY OF _____</b></p> <p>Sworn to (or affirmed) and subscribed before me by means of ____ physical presence or ____ online notarization, this ____ day of _____, 20____ by _____ (Type/Print Qualifier or Agent Name)</p> <p>_____ NOTARY'S SIGNATURE as to Qualifier or Agent's Signature</p> <p>Notary Name _____ (Print, Type or Stamp Notary's Name)</p> <p>Personally Known _____ Produced Identification _____</p> <p>Type of Identification Produced _____</p>
---	---

APPROVED BY: \_\_\_\_\_ Permit Officer Issue Date: \_\_\_\_\_ Code in Effect: \_\_\_\_\_  
FOR OFFICE USE ONLY FOR OFFICE USE ONLY FOR OFFICE USE ONLY

A jurisdiction may use a supplemental page requesting additional information and citing other conditions, please inquire.

Note: If any development work as described in FS 380.04 Sec. 2 a-g is to be performed, a development permit must be obtained prior to the issuance of a building permit.



# Miramar | Building Division

Building, Planning & Zoning Department  
2200 Civic Center Place | Miramar, Florida 33025  
Tel: 954.602.3200 | Fax: 954.602.3635  
www.miramarfl.gov

## Owner Builder Disclosure Statement (For Owner Builder Only)

Owner Name: \_\_\_\_\_

Address: \_\_\_\_\_ Miramar, FL, Zip Code: \_\_\_\_\_

LOT: \_\_\_\_\_ BLOCK: \_\_\_\_\_ SUBDIVISION: \_\_\_\_\_

I am submitting an application for a Building Permit as an Owner-Builder in accordance with the exemption set forth in Florida Statute 489.103. Florida law requires construction to be done by a licensed contractor. It's a requirement by law you read and sign the following statements, and hence you can understand your responsibilities as an owner-builder. By signing the following statements, you attest that:

**DISCLOSURE STATEMENT**  
*(Read and Initial to the left of each statement)*

- 1. I understand that state law requires construction to be done by a licensed contractor and have applied for an owner-builder permit under an exemption from the law. The exemption specifies that I, as the owner of the property listed, may act as my own contractor with certain restrictions even though I do not have a license.
- 2. I understand that building permits are not required to be signed by a property owner unless he or she is responsible for the construction and is not hiring a licensed contractor to assume responsibility.
- 3. I understand that, as an owner-builder, I am the responsible party of record on a permit. I understand that I may protect myself from potential financial risk by hiring a licensed contractor and having the permit filed in his or her name instead of my own name. I also understand that a contractor is required by law to be licensed in Florida and to list his or her license numbers on permits and contracts.
- 4. I understand that I may build or improve a one-family or two-family residence or a farm outbuilding. I may also build or improve a commercial building if the costs do not exceed \$75,000. The building or residence must be for my own use or occupancy. It may not be built or substantially improved for sale or lease. If a building or residence that I have built or substantially improved myself is sold or leased within 1 year after the construction is complete, the law will presume that I built or substantially improved it for sale or lease, which violates the exemption.
- 5. I understand that, as the owner-builder, I must provide direct, onsite supervision of the construction.
- 6. I understand that I may not hire an unlicensed person to act as my contractor or to supervise persons working on my building or residence. It is my responsibility to ensure that the persons whom I employ have the licenses required by law and by county or municipal ordinance.
- 7. I understand that it is a frequent practice of unlicensed persons to have the property owner obtain an owner-builder permit that erroneously implies that the property owner is providing his or her own labor and materials. I, as an owner-builder, may be held liable and subjected to serious financial risk for any injuries sustained by an unlicensed person or his or her employees while working on my property. My homeowner's insurance may not provide coverage for those injuries. I am willfully acting as an owner-builder and am aware of the limits of my insurance coverage for injuries to workers on my property.
- 8. I understand that I may not delegate the responsibility for supervising work to a licensed contractor who is not licensed to perform the work being done. Any person working on my building who is not licensed must work under my direct supervision and must be employed by me, which means that I must comply with laws requiring the withholding of federal income tax and social security contributions under the Federal Insurance Contributions Act (FICA) and must provide workers' compensation for the employee. I understand that my failure to follow these laws may subject me to serious financial risk.
- 9. I agree that, as the party legally and financially responsible for this proposed construction activity, I will abide by all applicable laws and requirements that govern owner-builders as well as employers. I also understand that the construction must comply with all applicable laws, ordinances, building codes, and zoning regulations.





**Miramar | Building Division**  
 Building, Planning & Zoning Department  
 2200 Civic Center Place | Miramar, Florida 33025  
 Tel: 954.602.3200 | Fax: 954.602.3635  
 www.miramarfl.gov

**Owner/Builder  
 Disclosure  
 Statement**  
*(Continuation)*

- 10. I understand that I may obtain more information regarding my obligations as an employer from the Internal Revenue Service, the United States Small Business Administration, the Florida Department of Financial Services, and the Florida Department of Revenue. I also understand that I may contact the Florida Construction Industry Licensing Board at (telephone number) or (Internet website address) for more information about licensed contractors.
- 11. I am aware of, and consent to, an owner-builder building permit applied for in my name and understand that I am the party legally and financially responsible for the proposed construction activity at the address listed above.
- 12. I agree to notify (issuer of disclosure statements) immediately of any additions, deletions, or changes to any of the information that I have provided on this disclosure.

Licensed contractors are regulated by laws designed to protect the public. If you contract with a person who does not have a license, the Construction Industry Licensing Board and Department of Business and Professional Regulation may be unable to assist you with any financial loss that you sustain as a result of a complaint. Your only remedy against an unlicensed contractor may be in civil court. It is also important for you to understand that, if an unlicensed contractor or employee of an individual or firm is injured while working on your property, you may be held liable for damages. If you obtain an owner-builder permit and wish to hire a licensed contractor, you will be responsible for verifying whether the contractor is properly licensed and the status of the contractor's workers' compensation coverage.

Before a building permit can be issued, this disclosure statement must be completed and signed by the property owner and returned to the local permitting agency responsible for issuing the permit. A copy of the property owner's driver license, the notarized signature of the property owner, or other type of verification acceptable to the local permitting agency is required when the permit is issued.

I have read the foregoing instructions and I am aware of my responsibilities.

\_\_\_\_\_

*Owner Signature*

\_\_\_\_\_

*Date Signed*

STATE OF FLORIDA, COUNTY OF BROWARD. Sworn to and subscribed before me this \_\_\_\_\_ day of \_\_\_\_\_, 20\_\_\_\_\_.

\_\_\_\_\_

Notary Public

***F.S 489.103. 3(c). If any person violates the requirements of this subsection, the local permitting agency shall withhold final approval, revoke the permit, or pursue any action or remedy for unlicensed activity against the owner and any person performing work that requires licensure under the permit issued.***



**Miramar | Building Division**  
 Building, Planning & Zoning Department  
 2200 Civic Center Place | Miramar, Florida 33025  
 Tel: 954.602.3200 | Fax: 954.602.3635  
 www.miramarfl.gov

**Affidavit of Awareness  
 of Homeowner's  
 Association Regulations**

The following "Affidavit" is required as per City's ordinance. This is a mandatory affidavit which is required even if your property is not located in a Homeowner's Association.

**ATTENTION APPLICANT. READ CAREFULLY**

- For homeowner/Builder applicants, this affidavit can be notarized by Permit Clerk at the Building Division. Homeowner should appear in person with required picture I.D. (i.e. Driver License) and proof of ownership (i.e. Recorded Warranty, County Tax Statement). The physical address on I.D. shall match the address on the proof of ownership (i.e. Recorded Warranty Deed).
- For Licensed Contractor applicants, this affidavit can be notarized outside the Building Division by any Notary Public.

**Homeowner or Condominium Association Affidavit Requirement. Miramar - City Code Sec. 22-29.(c)(1)** As part of the application process for a building permit in accordance with this chapter and with Section 713.20 of the Land Development Code, each applicant shall sign an affidavit (the "affidavit of awareness") indicating that the applicant is aware that, if the subject property is located in a Homeowners' Association or Condominium Association, as defined in this section, the applicant's property may be subject to additional regulations despite the issuance of a building permit by the city.

This serves to notify such homeowner that the issuance of a Building, Landscaping, or other permits by the City of Miramar, Florida does not exempt he/she from any and all other regulations imposed by the Homeowner's Association (HOA) in which his/her property is located. Be aware that despite the issuance of a building permit by the city, the applicant's property may result in additional regulations or denial to perform the work in your property located at HOA community.

Read and Initial to the left of the applicable statement

\_\_\_\_\_ I acknowledge that I am the owner of property located in the following Homeowner's Association:

\_\_\_\_\_

Print Name of Homeowner's Association

\_\_\_\_\_ I acknowledge that my property is not located in a Homeowners' Association.

Name: \_\_\_\_\_  
 Homeowner - Print Name

Job Address: \_\_\_\_\_

Miramar, Florida Zip Code : \_\_\_\_\_

Signature: \_\_\_\_\_  
 Homeowner - Signature

STATE OF FLORIDA. Sworn to and subscribed before me this \_\_\_\_\_ day of \_\_\_\_\_, 20\_\_\_\_\_

\_\_\_\_\_  
 Notary Public



## Miramar | Building Division

Building, Planning & Zoning Department  
2200 Civic Center Place | Miramar, FL 33025  
Tel: 954.602.3200 | Fax: 954.602.3635  
www.miramarfl.gov

# Construction Debris Removal Affidavit

### ATTENTION APPLICANT. READ CAREFULLY

**Section 18-7 of the Code of Ordinances of the City of Miramar (“City Code”)** requires any debris from demolition work, renovations, re-roofs, and new construction to be removed by the City’s trash vendor, Waste Pro of Florida (“Waste Pro”). Failure to adhere to this requirement shall be deemed a violation of the City Code Section 18-7 and shall be subject to code compliance activities that may result in fines/penalties, as provided in the City Code. For roll-off collection services, homeowners/builders and licensed contractors shall contact Waste Pro at the information below.

**Waste Pro: 17302 Pines Blvd, Pembroke Pines, FL 33029**  
**Phone: (954) 967-4200**  
**Fax: (954) 241-4489**  
**Website: [www.wasteprousa.com](http://www.wasteprousa.com)**



Read and initial to the left of the applicable statement

I acknowledge that I have to contact Waste Pro for the removal of all construction and demolition debris

Name:

Job Address:

City , State  Zip Code

Signature: \_\_\_\_\_

STATE OF FLORIDA. Sworn to and subscribed before me this  day of , 20

Notary Public



# City of Miramar | Building Division

Community Development Department

2200 Civic Center Place | Miramar, Florida 33025

Tel: 954.602.3200 | Fax: 954.602.3635

www.miramarfl.gov

## Affidavit of Identical Documents for Digital Submittal

Attention: All documents digitally submitted for permitting purpose shall be in True PDF format. Other formats, including pictures converted to PDF won't be accepted.

I, *(print full name)* \_\_\_\_\_ **Architect/Engineer of Record** with registration number AR/PE # \_\_\_\_\_ with the Architectural/Engineering Firm (Name) \_\_\_\_\_

\_\_\_\_\_, hereby attest or affirm that the electronic files submittal of the plans for project located at the location shown below are an exact and accurate duplicate of the complete hardcopy set of plans submitted to the Building Division.

Project Name \_\_\_\_\_

Property Address: \_\_\_\_\_

Folio No.: \_\_\_\_\_

I also hereby acknowledge that if there are any discrepancies between the two versions, the review process for said project will be terminated, become null and void, and require re-application under a new permit application number. Previously reviewed plans and comments will be discarded. This affidavit will apply to all documents submitted electronically throughout the life of the project including initial submittal, re-works, revisions, shop drawings, etc.

Description of digitally signed & sealed documents: \_\_\_\_\_



Designer of Record Contact Phone: \_\_\_\_\_

Contact Email: \_\_\_\_\_

\_\_\_\_\_

*Architect/Engineer of Record Signature & Seal*

If the above signature of Professional Engineer/Architect is in digital format, a notarization is required.

Sworn to (or affirmed and subscribed before me this \_\_\_\_\_ day of \_\_\_\_\_ 20\_\_\_\_\_.

Personally known       Produced Identification \_\_\_\_\_ ID # \_\_\_\_\_

Notary Name: \_\_\_\_\_

Notary Signature: \_\_\_\_\_

Notary Seal



PERMIT NUMBER:

**NOTICE OF COMMENCEMENT**

The undersigned hereby given notice that improvement will be made to certain real property, and in accordance with Chapter 713, Florida Statutes the following information is provided in the Notice of Commencement.

1. DESCRIPTION OF PROPERTY (Legal description & street address, if available) TAX FOLIO NO.: \_\_\_\_\_

SUBDIVISION \_\_\_\_\_ BLOCK \_\_\_\_\_ TRACT \_\_\_\_\_ LOT \_\_\_\_\_ BLDG \_\_\_\_\_ UNIT \_\_\_\_\_

2. GENERAL DESCRIPTION OF IMPROVEMENT:

3. OWNER INFORMATION: a. Name \_\_\_\_\_

b. Address \_\_\_\_\_ c. Interest in property \_\_\_\_\_

d. Name and address of fee simple titleholder (if other than Owner) \_\_\_\_\_

4. CONTRACTOR'S NAME, ADDRESS AND PHONE NUMBER:

5. SURETY'S NAME, ADDRESS AND PHONE NUMBER AND BOND AMOUNT:

6. LENDER'S NAME, ADDRESS AND PHONE NUMBER:

7. Persons within the State of Florida designated by Owner upon whom notices or other documents may be served as provided by Section 713.13 (1) (a) 7., Florida Statutes:

NAME, ADDRESS AND PHONE NUMBER:

8. In addition to himself or herself, Owner designates the following to receive a copy of the Lienor's Notice as provided in Section 713.13 (1) (b), Florida Statutes:

NAME, ADDRESS AND PHONE NUMBER:

9. Expiration date of notice of commencement (the expiration date is 1 year from the date of recording unless a different date is specified): \_\_\_\_\_, 20\_\_\_\_

**WARNING TO OWNER: ANY PAYMENTS MADE BY THE OWNER AFTER THE EXPIRATION OF THE NOTICE OF COMMENCEMENT ARE CONSIDERED IMPROPER PAYMENTS UNDER CHAPTER 713, PART I, SECTION 713.13, FLORIDA STATUTES, AND CAN RESULT IN YOUR PAYING TWICE FOR IMPROVEMENTS TO YOUR PROPERTY. A NOTICE OF COMMENCEMENT MUST BE RECORDED AND POSTED ON THE JOB SITE BEFORE THE FIRST INSPECTION. IF YOU INTEND TO OBTAIN FINANCING, CONSULT WITH YOUR LENDER OR AN ATTORNEY BEFORE COMMENCING WORK OR RECORDING YOUR NOTICE OF COMMENCEMENT.**

\_\_\_\_\_  
Signature of Owner or  
Owner's Authorized Officer/Director/Partner/Manager

\_\_\_\_\_  
Print Name and Provide Signatory's Title/Office

State of Florida  
County of Broward

The foregoing instrument was acknowledged before me this \_\_\_\_\_ day of \_\_\_\_\_, 20\_\_\_\_

By \_\_\_\_\_, as \_\_\_\_\_  
(name of person) (type of authority,...e.g. officer, trustee, attorney in fact)

For \_\_\_\_\_  
(name of party on behalf of whom instrument was executed)

Personally known or  produced the following type of identification: \_\_\_\_\_

Notary

\_\_\_\_\_  
(Signature of Notary Public)

Under Penalties of perjury, I declare that I have read the foregoing and that the facts in it are true to the best of my knowledge and belief (Section 92.525, Florida Statutes).

Signature(s) of Owner(s) or Owner(s)' Authorized Officer/ Director / Partner/Manager who signed above:

By \_\_\_\_\_ By \_\_\_\_\_

**SECTION 2224 HIGH-VELOCITY HURRICANE ZONES- CHAIN LINK FENCES**

**ATTENTION APPLICANT:** For Fence used as a pool barrier the following apply: Maximum mesh size for chain link fences shall be a 2<sup>1</sup>/<sub>4</sub> inch square (57 mm) unless the fence is provided with slats fastened at the top or bottom which reduce the openings to no more than 1<sup>3</sup>/<sub>4</sub> inches (44 mm). **FBC 4501.17.1.6**

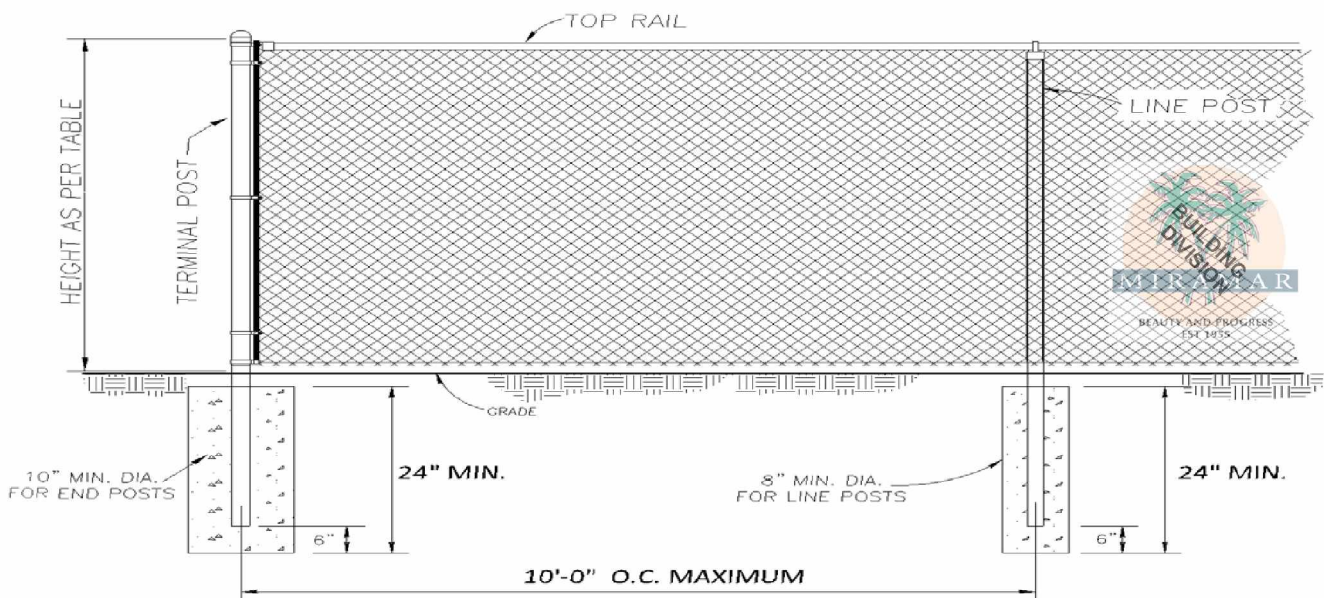
**TABLE 2224 CHAIN LINK FENCE MINIMUM REQUIREMENTS**

Fence Height (ft)	Terminal Post Dimensions (in inches) (o.d. x wall thickness)	Line Post Dimensions (o.d. x wall thickness) (in inches)	Terminal Post Concrete Foundation Size (diameter x depth) (in inches)	Line Post Concrete Foundation Size (diameter x depth) (in inches)
Up to 4	2 <sup>3</sup> / <sub>8</sub> x 0.042	1 <sup>5</sup> / <sub>8</sub> x 0.047	10 x 24	8 x 24
Over 4 to 5	2 <sup>3</sup> / <sub>8</sub> x 0.042	1 <sup>7</sup> / <sub>8</sub> x 0.055	10 x 24	8 x 24
<b>Over 5 to 6(*)</b>	<b>2<sup>3</sup>/<sub>8</sub> x 0.042</b>	<b>1<sup>7</sup>/<sub>8</sub> x 0.065</b>	<b>10 x 24</b>	<b>8 x 24</b>
Over 6 to 8	2 <sup>3</sup> / <sub>8</sub> x 0.110	2 <sup>3</sup> / <sub>8</sub> x 0.095	10 x 36	10 x 36
Over 8 to 10	2 <sup>7</sup> / <sub>8</sub> x 0.110	2 <sup>3</sup> / <sub>8</sub> x 0.130	12 x 40	10 x 40
Over 10 to 12	2 <sup>7</sup> / <sub>8</sub> x 0.160	2 <sup>7</sup> / <sub>8</sub> x 0.120	12 x 42	12 x 42

**(\*) As per Miramar Land Development Code, For Residential Fence → Maximum Height = 6'-0"**

**NOTES:**

1. This table is applicable only to fences with unrestricted airflow.
2. Fabric: 12 1/2 Gauge Minimum.
3. Tension bands: Use one less than the height of the fence in feet evenly spaced.
4. Fabric ties: Must be minimum the same gauge of the fabric.
5. Fabric tie spacing on the top rail: Five ties between posts, evenly spaced.
6. Fabric tie spacing in line posts: One less than height of the fence in feet, evenly spaced.
7. Either top rail or top tension wire shall be used.
8. Braces must be used at terminal posts if top tension wire is used instead of top rail.
9. Post spacing: 10 foot (3 m) on center maximum.
10. Posts shall be embedded to within 6 inches (152 mm) from the bottom of the foundation.
11. In order to follow the contour of the land, the bottom of the fence may clear the contour of the ground by up to 5 inches (127 mm) without increasing table values to the next higher limit.



**CHAIN LINK FENCE DETAIL**  
NOT TO SCALE.

## WOOD FENCE REQUIREMENTS AS PER FBC 2023

**Land Development Code Sec 505.8(e)** : The finished side of all shadowbox and stockade fences shall face outward to the abutting property or right-of-way; exceptions may be granted for the side and rear yard portions of the fence, which are not facing a right-of-way, if there is an existing fence on the adjacent property..

**City Code – Land Development Regulations Subpart B, Section 22.141(c)**: The safety barrier shall be erected either around the swimming pool or around the premises on which the swimming pool is erected; in either event, it shall enclose the area entirely, prohibiting unrestrained admittance to the enclosed area.

### **FBC 2023 Section 2328: HIGH VELOCITY HURRICANE ZONES: WOOD FENCES**

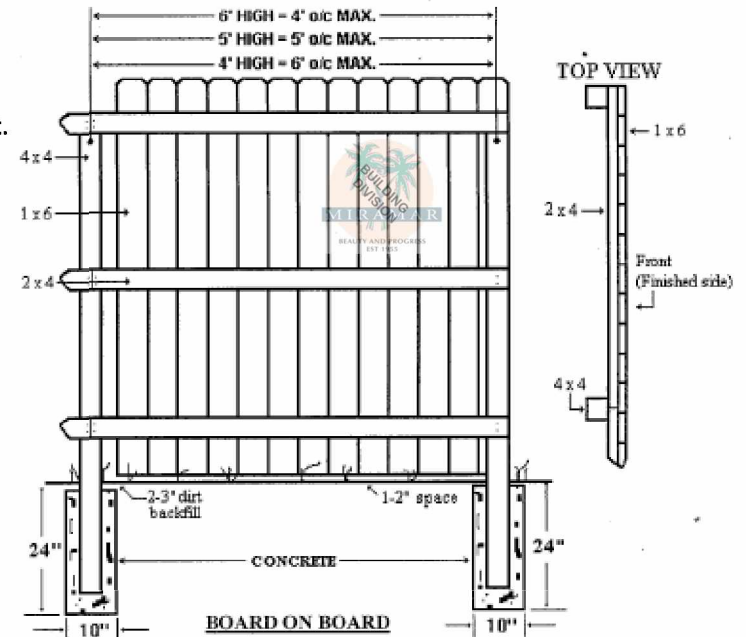
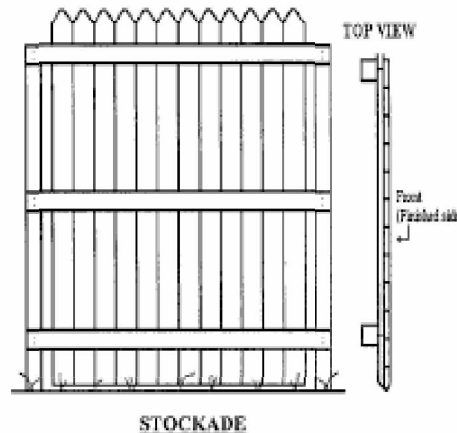
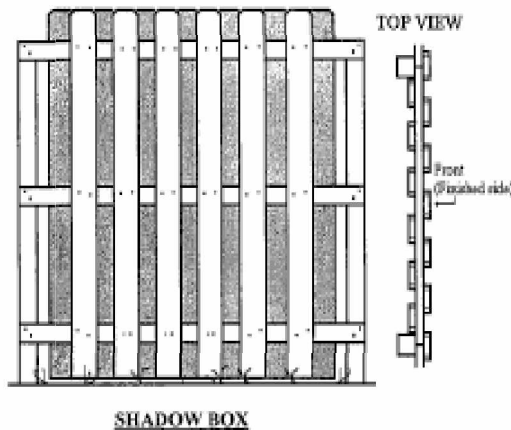
**2328.1** Wood fences, so located on a property that by zoning regulations they cannot be used as a wall of a building, shall be constructed to meet the minimum specifications in 2328.2 and 2328.3.

**2328.2** Fences not exceeding 6 feet (1829 mm) in height, shall be constructed to meet the following minimum requirements from nominal 4 X 4 X 8 posts No. 2 grade or better spaced 4 feet (1219mm) on center, and embedded 2 feet (610 mm) into a concrete footing 10 inches (254 mm) in diameter and 2 feet (610 mm) deep.

**2328.3** Fences not exceeding 5 feet (1524 mm) or 4 feet (1219 mm) in height shall constructed as provided in 2328.2 except that the spacing of posts may be increased to 5 feet (1524 mm) and 6 feet (1829 mm) on center for those heights respectively.

Wood fences not exceeding 6'-0" in height may be constructed to meet the following minimum requirements:

- (1) Vertical post of nominal 4x4 spaced a maximum of 4' o/c for 6' high fences; 5' o/c for 5' high fences, 6' o/c for 4' high fence.
- (2) Post shall be embedded 2'0" into concrete footing 10" in diameter and 2'0" deep.
- (3) 2x4 material shall be fastened with (2) #16D galv. nails at each attachment.
- (4) All lumber shall be a minimum of #2 grade or better.
- (5) All fasteners shall be corrosion resistant.
- (6) Fence boards less than 8" wide shall be fastened with (2) #8 D galv. nails at each connection point.



### **FOR FENCE USED AS POOL BARRIER, THE FOLLOWING CODE SECTIONS SHALL BE TAKEN INTO CONSIDERATION:**

**FBC R4501.17.1.5.** Where the barrier is composed of horizontal and vertical members and the distance between the tops of the horizontal members is 45 inches (1143 mm) or more, spacing between vertical members shall not exceed 4 inches (102 mm). Where there are decorative cutouts within vertical members, spacing within the cuts shall not exceed 1¾ inches (44 mm) in width.

**FBC R4501.17.1.8** Access gates, when provided, shall be self-closing and shall comply with the requirements of Sections **R4501.17.1.1** through **R4501.17.1.7** and shall be equipped with a self-latching locking device located on the pool side of the gate. Where the device release is located no less than 54 inches (1372 mm) from the bottom of the gate, the device release mechanism may be located on either side of the gate and so placed that it cannot be reached by a young child over the top or through any opening or gap from the outside. Gates that provide access to the swimming pool must open outward away from the pool. The gates and barrier shall have no opening greater than ½ inch (12.7 mm) within 18 inches (457 mm) of the release mechanism.