



City of Miramar | Building Division

Building, Planning & Zoning Department
2200 Civic Center Place | Miramar, Florida 33025
Tel: 954.602.3200 | Fax: 954.602.3635
www.miramarfl.gov

WINDOWS & DOORS APPLICATION PACKAGE

Who Can Apply (A or B)

A. For Residential & Commercial Applications, Licensed Contractors properly registered in the Building Division can apply for permit. Contractors shall provide all required applications properly signed and notarized.

B. Owner/Builder for Residential Only. Permit can be issued to owner/builder as per the following requirements:

- Picture ID (Driver License, ID card) matching the address where the work will be conducted.
- Proof of ownership (Recorded warranty deed, tax statement, settlement statement).
- Verification or confirmation of Homestead Exemption

If a contractor is hired, then the contractor must pull the permit.

Required Documents

- Complete Permit application base on scope of work, along with a Construction Cost Breakdown including labor, materials & equipment.
- Building Permit Valuations. FBC 109.3 - 109.3.1** The Building Official may require an estimate of the cost utilizing RSMeans and/or other descriptive data as a basis for determining the permit fee. The applicant for a permit shall provide an estimated permit value at a time of application. Permit valuations, shall include total value of work, including materials and labor. IF in the opinion of the building official, the valuation is underestimated on the application, the permit shall be denied, unless the applicant can show detailed estimates to meet the approval of the Building Official. Final building permit valuation shall be set by the Building Official.
- Owner –Builder Disclosure Statement. **For Homeowner applicants only.**
- Affidavit of Awareness of Homeowner’s Association (Included in this package). This is a required affidavit which shall be submitted even if the property is not located in a Homeowner’s Association.
- Construction Debris Removal Affidavit (Included in this package)
- One (1) set of Floor-Plan Sketch indicating location & dimension for every proposed doors & windows. Please, clearly indicate the openings ID on the door-windows schedule as per the Broward County Uniform Windows & Doors schedule. (Include in this Application Package). The floor plan sketch shall indicate existing windows and doors along with the proposed work (windows & doors replacement) to determine percent (25%) of aggregate area.
- The Broward County Fenestration Wind Load Chart marking (circle) the applicable option based on building height.
- Signed & Sealed Engineering Wind Load Calculations can be used in lieu of the Broward County Fenestration Voluntary Wind Load Chart.
- A complete Affidavit of Identical Documents is required for Engineered Plans & Calculations submitted with digital signature of a Professional Engineer or Registered Architect. (Included in this package).

Attention Applicant: As per Florida Statutes 713.13, a Recorded Notice of Commencement is required when construction, renovation, alterations values exceed \$5,000. Notice of commencement can be recorded at the office of Broward County Government Center / Records Division 115 S. Andrews Ave. Fort Lauderdale, FL 33301.

The recorded Notice of Commencement should be available at the first inspection.

BROWARD COUNTY UNIFORM BUILDING PERMIT APPLICATION

Revised 11-17-2022

Select One Trade: Building Electrical Plumbing Mechanical Other _____

Application Number: _____ Application Date: _____

1

Job Address: _____ Unit: _____ City: _____

Tax Folio No.: _____ Flood Zn: _____ BFE: _____ Floor Area: _____ Job Value: _____

Building Use: _____ Construction Type: _____ Occupancy Group: _____

Present Use: _____ Proposed Use: _____

Description of Work: _____

New Addition Repair Alteration Demolition Revision Other: _____

Legal Description: _____ Attachment

2

Property Owner: _____ Phone: _____ Email: _____

Owner's Address: _____ City: _____ State: _____ Zip: _____

3

Contracting Co.: _____ Phone: _____ Email: _____

Company Address: _____ City: _____ State: _____ Zip: _____

Qualifier's Name: _____ Owner-Builder License Number: _____

4

Architect/Engineer's Name: _____ Phone: _____ Email: _____

Architect/Engineer's Address: _____ City: _____ State: _____ Zip: _____

Bonding Company: _____

Bonding Company's Address: _____ City: _____ State: _____ Zip: _____

Fee Simple Titleholder's Name (If other than the owner) _____

Fee Simple Titleholder's Name (If other than the owner) _____ City: _____ State: _____ Zip: _____

Mortgage Lender's Name: _____

Mortgage Lender's Address: _____ City: _____ State: _____ Zip: _____

BROWARD COUNTY UNIFORM BUILDING PERMIT APPLICATION

Job Address: _____ Unit: _____ City: _____

Application is hereby made to obtain a permit to do the work and installations as indicated. I certify that no work or installation has commenced prior to the issuance of a permit and that all work will be performed to meet the standards of all laws regulating construction in this jurisdiction. I understand that a separate permit must be secured for ELECTRICAL WORK, PLUMBING, SIGNS, WELLS, POOLS, FURNACES, BOILERS, HEATERS, TANKS, and AIR CONDITIONERS, etc.

OWNER'S AFFIDAVIT: I certify that all the foregoing information is accurate and that all work will be done in compliance with all applicable laws regulating construction and zoning.

WARNING TO OWNER: YOUR FAILURE TO RECORD A NOTICE OF COMMENCEMENT MAY RESULT IN YOUR PAYING TWICE FOR IMPROVEMENTS TO YOUR PROPERTY. A NOTICE OF COMMENCEMENT MUST BE RECORDED AND POSTED ON THE JOB SITE BEFORE THE FIRST INSPECTION. IF YOU INTEND TO OBTAIN FINANCING, CONSULT WITH YOUR LENDER OR AN ATTORNEY BEFORE COMMENCING WORK OR RECORDING YOUR NOTICE OF COMMENCEMENT.

Notary section with two columns for Owner/Agent and Qualifier signatures, including fields for State of Florida, County, Notary Name, and Identification Type.

APPROVED BY: _____ Permit Officer Issue Date: _____ Code in Effect: _____
FOR OFFICE USE ONLY FOR OFFICE USE ONLY FOR OFFICE USE ONLY

A jurisdiction may use a supplemental page requesting additional information and citing other conditions, please inquire.

Note: If any development work as described in FS 380.04 Sec. 2 a-g is to be performed, a development permit must be obtained prior to the issuance of a building permit.



Miramar | Building Division

Building, Planning & Zoning Department
2200 Civic Center Place | Miramar, Florida 33025
Tel: 954.602.3200 | Fax: 954.602.3635
www.miramarfl.gov

Affidavit of Awareness of Homeowner's Association Regulations

The following "Affidavit" is required as per City's ordinance. This is a mandatory affidavit which is required even if your property is not located in a Homeowner's Association.

ATTENTION APPLICANT. READ CAREFULLY

- For homeowner/Builder applicants, this affidavit can be notarized by Permit Clerk at the Building Division. Homeowner should appear in person with required picture I.D. (i.e. Driver License) and proof of ownership (i.e. Recorded Warranty, County Tax Statement). The physical address on I.D. shall match the address on the proof of ownership (i.e. Recorded Warranty Deed).
- For Licensed Contractor applicants, this affidavit can be notarized outside the Building Division by any Notary Public.

Homeowner or Condominium Association Affidavit Requirement. Miramar - City Code Sec. 22-29.(c)(1) As part of the application process for a building permit in accordance with this chapter and with Section 713.20 of the Land Development Code, each applicant shall sign an affidavit (the "affidavit of awareness") indicating that the applicant is aware that, if the subject property is located in a Homeowners' Association or Condominium Association, as defined in this section, the applicant's property may be subject to additional regulations despite the issuance of a building permit by the city.

This serves to notify such homeowner that the issuance of a Building, Landscaping, or other permits by the City of Miramar, Florida does not exempt he/she from any and all other regulations imposed by the Homeowner's Association (HOA) in which his/her property is located. Be aware that despite the issuance of a building permit by the city, the applicant's property may result in additional regulations or denial to perform the work in your property located at HOA community.

Read and Initial to the left of the applicable statement

_____ I acknowledge that **I am the owner of property** located in the following Homeowner's Association:

Print Name of Homeowner's Association

_____ I acknowledge that my property is not located in a Homeowners' Association.

Name: _____
Homeowner - Print Name

Job Address: _____

Miramar, Florida Zip Code : _____

Signature: _____
Homeowner - Signature

STATE OF FLORIDA. Sworn to and subscribed before me this _____ day of _____, 20_____

Notary Public



Miramar | Building Division

Building, Planning & Zoning Department
2200 Civic Center Place | Miramar, Florida 33025
Tel: 954.602.3200 | Fax: 954.602.3635
www.miramarfl.gov

Owner Builder Disclosure Statement

(For Owner Builder Only)

Owner Name: _____

Address: _____ Miramar, FL, Zip Code: _____

LOT: _____ BLOCK: _____ SUBDIVISION: _____

I am submitting an application for a Building Permit as an Owner-Builder in accordance with the exemption set forth in Florida Statute 489.103. Florida law requires construction to be done by a licensed contractor. It's a requirement by law you read and sign the following statements, and hence you can understand your responsibilities as an owner-builder. By signing the following statements, you attest that:

DISCLOSURE STATEMENT
(Read and Initial to the left of each statement)

- 1. I understand that state law requires construction to be done by a licensed contractor and have applied for an owner-builder permit under an exemption from the law. The exemption specifies that I, as the owner of the property listed, may act as my own contractor with certain restrictions even though I do not have a license.
- 2. I understand that building permits are not required to be signed by a property owner unless he or she is responsible for the construction and is not hiring a licensed contractor to assume responsibility.
- 3. I understand that, as an owner-builder, I am the responsible party of record on a permit. I understand that I may protect myself from potential financial risk by hiring a licensed contractor and having the permit filed in his or her name instead of my own name. I also understand that a contractor is required by law to be licensed in Florida and to list his or her license numbers on permits and contracts.
- 4. I understand that I may build or improve a one-family or two-family residence or a farm outbuilding. I may also build or improve a commercial building if the costs do not exceed \$75,000. The building or residence must be for my own use or occupancy. It may not be built or substantially improved for sale or lease. If a building or residence that I have built or substantially improved myself is sold or leased within 1 year after the construction is complete, the law will presume that I built or substantially improved it for sale or lease, which violates the exemption.
- 5. I understand that, as the owner-builder, I must provide direct, onsite supervision of the construction.
- 6. I understand that I may not hire an unlicensed person to act as my contractor or to supervise persons working on my building or residence. It is my responsibility to ensure that the persons whom I employ have the licenses required by law and by county or municipal ordinance.
- 7. I understand that it is a frequent practice of unlicensed persons to have the property owner obtain an owner-builder permit that erroneously implies that the property owner is providing his or her own labor and materials. I, as an owner-builder, may be held liable and subjected to serious financial risk for any injuries sustained by an unlicensed person or his or her employees while working on my property. My homeowner's insurance may not provide coverage for those injuries. I am willfully acting as an owner-builder and am aware of the limits of my insurance coverage for injuries to workers on my property.
- 8. I understand that I may not delegate the responsibility for supervising work to a licensed contractor who is not licensed to perform the work being done. Any person working on my building who is not licensed must work under my direct supervision and must be employed by me, which means that I must comply with laws requiring the withholding of federal income tax and social security contributions under the Federal Insurance Contributions Act (FICA) and must provide workers' compensation for the employee. I understand that my failure to follow these laws may subject me to serious financial risk.
- 9. I agree that, as the party legally and financially responsible for this proposed construction activity, I will abide by all applicable laws and requirements that govern owner-builders as well as employers. I also understand that the construction must comply with all applicable laws, ordinances, building codes, and zoning regulations.



Miramar | Building Division

Building, Planning & Zoning Department
2200 Civic Center Place | Miramar, Florida 33025
Tel: 954.602.3200 | Fax: 954.602.3635
www.miramarfl.gov

Owner/Builder Disclosure Statement *(Continuation)*

- 10. I understand that I may obtain more information regarding my obligations as an employer from the Internal Revenue Service, the United States Small Business Administration, the Florida Department of Financial Services, and the Florida Department of Revenue. I also understand that I may contact the Florida Construction Industry Licensing Board at (telephone number) or (Internet website address) for more information about licensed contractors.
- 11. I am aware of, and consent to, an owner-builder building permit applied for in my name and understand that I am the party legally and financially responsible for the proposed construction activity at the address listed above.
- 12. I agree to notify (issuer of disclosure statements) immediately of any additions, deletions, or changes to any of the information that I have provided on this disclosure.

Licensed contractors are regulated by laws designed to protect the public. If you contract with a person who does not have a license, the Construction Industry Licensing Board and Department of Business and Professional Regulation may be unable to assist you with any financial loss that you sustain as a result of a complaint. Your only remedy against an unlicensed contractor may be in civil court. It is also important for you to understand that, if an unlicensed contractor or employee of an individual or firm is injured while working on your property, you may be held liable for damages. If you obtain an owner-builder permit and wish to hire a licensed contractor, you will be responsible for verifying whether the contractor is properly licensed and the status of the contractor's workers' compensation coverage.

Before a building permit can be issued, this disclosure statement must be completed and signed by the property owner and returned to the local permitting agency responsible for issuing the permit. A copy of the property owner's driver license, the notarized signature of the property owner, or other type of verification acceptable to the local permitting agency is required when the permit is issued.

I have read the foregoing instructions and I am aware of my responsibilities.

Owner Signature

Date Signed

STATE OF FLORIDA, COUNTY OF BROWARD. Sworn to and subscribed before me this _____ day of _____, 20_____.

Notary Public

F.S 489.103. 3(c). If any person violates the requirements of this subsection, the local permitting agency shall withhold final approval, revoke the permit, or pursue any action or remedy for unlicensed activity against the owner and any person performing work that requires licensure under the permit issued.



Miramar | Building Division

Building, Planning & Zoning Department
2200 Civic Center Place | Miramar, FL 33025
Tel: 954.602.3200 | Fax: 954.602.3635
www.miramarfl.gov

Construction Debris Removal Affidavit

ATTENTION APPLICANT. READ CAREFULLY

Section 18-7 of the Code of Ordinances of the City of Miramar (“City Code”) requires any debris from demolition work, renovations, re-roofs, and new construction to be removed by the City’s trash vendor, Waste Pro of Florida (“Waste Pro”). Failure to adhere to this requirement shall be deemed a violation of the City Code Section 18-7 and shall be subject to code compliance activities that may result in fines/penalties, as provided in the City Code. For roll-off collection services, homeowners/builders and licensed contractors shall contact Waste Pro at the information below.

Waste Pro: 17302 Pines Blvd, Pembroke Pines, FL 33029
Phone: (954) 967-4200
Fax: (954) 241-4489
Website: www.wasteprousa.com



Read and initial to the left of the applicable statement

I acknowledge that I have to contact Waste Pro for the removal of all construction and demolition debris

Name:

Job Address:

City , State Zip Code

Signature:

STATE OF FLORIDA. Sworn to and subscribed before me this day of , 20

Notary Public



City of Miramar | Building Division

Community Development Department

2200 Civic Center Place | Miramar, Florida 33025

Tel: 954.602.3200 | Fax: 954.602.3635

www.miramarfl.gov

Affidavit of Identical Documents for Digital Submittal

Attention: All documents digitally submitted for permitting purpose shall be in True PDF format. Other formats, including pictures converted to PDF won't be accepted.

I, *(print full name)* _____ **Architect/Engineer** of Record with registration number AR/PE # _____ with the Architectural/Engineering Firm (Name) _____

_____, hereby attest or affirm that the electronic files submittal of the plans for project located at the location shown below are an exact and accurate duplicate of the complete hardcopy set of plans submitted to the Building Division.


Project Name _____

Property Address: _____

Folio No.: _____

I also hereby acknowledge that if there are any discrepancies between the two versions, the review process for said project will be terminated, become null and void, and require re-application under a new permit application number. Previously reviewed plans and comments will be discarded. This affidavit will apply to all documents submitted electronically throughout the life of the project including initial submittal, re-works, revisions, shop drawings, etc.

Description of digitally signed & sealed documents: _____



Designer of Record Contact Phone: _____

Contact Email: _____

Architect/Engineer of Record Signature & Seal

If the above signature of Professional Engineer/Architect is in digital format, a notarization is required.

Sworn to (or affirmed and subscribed before me this _____ day of _____ 20_____.

Personally known Produced Identification _____ ID # _____

Notary Name: _____

Notary Signature: _____

_____ Notary Seal

PERMIT NUMBER:

NOTICE OF COMMENCEMENT

The undersigned hereby given notice that improvement will be made to certain real property, and in accordance with Chapter 713, Florida Statutes the following information is provided in the Notice of Commencement.

1. **DESCRIPTION OF PROPERTY** (Legal description & street address, if available) **TAX FOLIO NO.:** _____

SUBDIVISION _____ **BLOCK** _____ **TRACT** _____ **LOT** _____ **BLDG** _____ **UNIT** _____

2. **GENERAL DESCRIPTION OF IMPROVEMENT:**

3. **OWNER INFORMATION:** a. Name _____

b. Address _____ c. Interest in property _____

d. Name and address of fee simple titleholder (if other than Owner) _____

4. **CONTRACTOR'S NAME, ADDRESS AND PHONE NUMBER:**

5. **SURETY'S NAME, ADDRESS AND PHONE NUMBER AND BOND AMOUNT:**

6. **LENDER'S NAME, ADDRESS AND PHONE NUMBER:**

7. Persons within the State of Florida designated by Owner upon whom notices or other documents may be served as provided by Section 713.13 (1) (a) 7., Florida Statutes:

NAME, ADDRESS AND PHONE NUMBER:

8. In addition to himself or herself, Owner designates the following to receive a copy of the Lienor's Notice as provided in Section 713.13 (1) (b), Florida Statutes:

NAME, ADDRESS AND PHONE NUMBER:

9. Expiration date of notice of commencement (the expiration date is 1 year from the date of recording unless a different date is specified): _____, 20____

WARNING TO OWNER: ANY PAYMENTS MADE BY THE OWNER AFTER THE EXPIRATION OF THE NOTICE OF COMMENCEMENT ARE CONSIDERED IMPROPER PAYMENTS UNDER CHAPTER 713, PART I, SECTION 713.13, FLORIDA STATUTES, AND CAN RESULT IN YOUR PAYING TWICE FOR IMPROVEMENTS TO YOUR PROPERTY. A NOTICE OF COMMENCEMENT MUST BE RECORDED AND POSTED ON THE JOB SITE BEFORE THE FIRST INSPECTION. IF YOU INTEND TO OBTAIN FINANCING, CONSULT WITH YOUR LENDER OR AN ATTORNEY BEFORE COMMENCING WORK OR RECORDING YOUR NOTICE OF COMMENCEMENT.

**Signature of Owner or
Owner's Authorized Officer/Director/Partner/Manager**

Print Name and Provide Signatory's Title/Office

State of Florida
County of Broward

The foregoing instrument was acknowledged before me this _____ day of _____, 20____

By _____, as _____
(name of person) (type of authority,...e.g. officer, trustee, attorney in fact)

For _____
(name of party on behalf of whom instrument was executed)

____ Personally known or ____ produced the following type of identification: _____

Notary

(Signature of Notary Public)

Under Penalties of perjury, I declare that I have read the foregoing and that the facts in it are true to the best of my knowledge and belief (Section 92.525, Florida Statutes).

Signature(s) of Owner(s) or Owner(s)' Authorized Officer/ Director / Partner/Manager who signed above:

By _____ By _____



BROWARD COUNTY BOARD OF RULES AND APPEALS

FBC 8TH EDITION (2023) FORMAL INTERPRETATION (#24)

1 N. University Drive, Suite 3500B
Plantation, Florida 33324

Phone: 954-765-4500

Email: rulesboard@broward.org
www.broward.org/CodeAppeals

2025 Voting Members

Chair Gregg D'Attilio,
Mechanical Contractor

Vice-Chair Ron Burr,
Swimming Pool Contractor

Mr. Stephen Bailey, P.E.,
Electrical Engineer

Mr. John Famularo,
Roofing Contractor

Mrs. Shalanda Giles Nelson,
General Contractor

Mr. Robert A. Kamm, P.E.,
Mechanical Engineer

Mr. Daniel Lavrich, P.E., S.I.,
F.A.S.C.E., F.S.E.I., Structural Engineer

Mr. Sergio Pellecer,
Fire Service Professional

Mr. Daniel Rourke,
Master Plumber

Mr. Peter Deveaugh,
Master Electrician

Mr. Dennis A. Ulmer,
Consumer Advocate

Ms. Lynn E. Wolfson,
Disabled Community Representative

Mr. Abbas H. Zackria, CSI,
Architect

2025 Alternate Board Members

Mr. Steven Feller, P.E.,
Mechanical Engineer

Mr. Jeff Falkanger,
Architect

Mr. Alberto Fernandez,
General Contractor

Mr. David Rice, P.E.,
Electrical Engineer

Mr. Robert Taylor,
Fire Service Professional

Mr. James Terry,
Master Plumber

Mr. David Tringo,
Master Electrician

Mr. Derek A. Wassink,
P.E., R.A., S.I., S.T.S.2.,
Structural Engineer


Eduard C. Badiu, PhD, P.E.
Roofing Contractor

Board Attorney

Charles M. Kramer, Esq.

Administrative Director

Dr. Ana Barbosa

DATE: January 9, 2025
TO: All Building Officials
FROM: Dr. Ana Barbosa, Administrative Director 
SUBJECT: Retrofit of Windows, Doors, Garage Doors,
and Shutters FBC Existing Building, Alteration Level

At its meeting on October 12, 2023, the Board approved an interpretation of Retrofit of Windows, Doors, Garage Doors, and Shutters for detached one- and two-family dwellings and multiple single-family dwellings (townhouses) with common roof height < 30 feet.

Formal Interpretation:

1. A Florida Professional Engineer or Architect may modify the buck or fasteners as specified in a Notice of Acceptance. Such modification must be documented with a signed and sealed letter or drawing.
2. To obtain the required design pressure for a specific opening at a specific site, an individual must utilize one of the following and submit documentation as indicated.
 - a) A site-specific plan (signed and sealed) by a Florida Professional Engineer or Architect indicating the location of all retro openings and the required design pressures.
 - b) A site-specific plan (not sealed) indicating the location of all retro openings accompanied by a worst-case design pressure chart (signed and sealed) prepared by a Florida P.E. or Architect.
 - c) A site-specific plan (not sealed) indicating the location of all openings and indicating the required design pressures based on the Broward County Fenestration Voluntary Wind Load Chart. (See attached chart).
3. Buildings with a (height) > 30 feet or more shall have a site-specific design (signed and sealed) by a Florida Professional Engineer or Architect, indicating the location of all retro openings and the required design pressures for each opening.

NOTE: Generic charts, graphs alone, etc., are not acceptable for buildings above 30 feet.

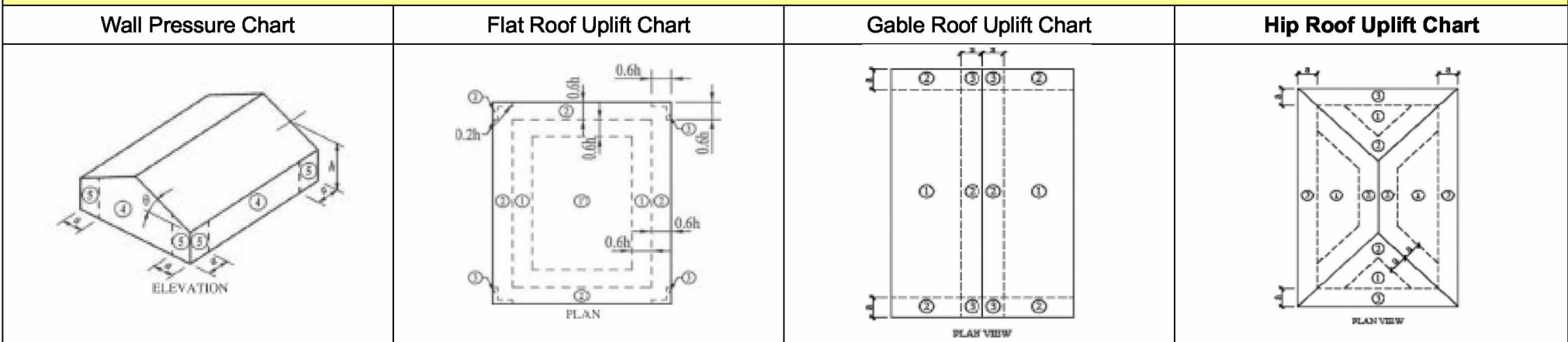
EFFECTIVE DATE: December 31, 2023

EFFECTIVE DATE: January 9, 2025

***** PLEASE POST AT YOUR PERMIT COUNTER *****

ASCE 7-22

Roof and Wall Zone Chart Diagrams



Instructions on how to use these Charts: Determine the Mean Roof Height, h , which is the top of the roof for flat roofs or the mean roof height for pitched roofs. Find the least horizontal dimension for your building, not including an overhang if it occurs. Calculate the value of, a , = 10% of least horizontal dimension or $0.4 \cdot h$, whichever is smaller, but not less than either 4% of least horizontal dimension or 3 feet. If your roof height is less than 30 feet, but not exactly 15, 20, or 25 feet, you will need to go to the next higher roof height. If your Mean Roof Height is higher than 30 feet, these charts do not apply. Review the diagram that illustrates the wall and roof zones and determine the wind zone in which the component is located. Determine the tributary area of the component. If the tributary area falls in between values, use the value of the smaller tributary area. Select the positive and negative wind pressures corresponding to the wall or roof zone where your component is located. Door pressures shown are for the most common door sizes and are worst case for heights ≤ 30 Feet.

Wall Pressure for All Roof Types													Overhead Garage Door Pressures			
Mean Roof Height	15 ft.						20 ft.						< = 30 ft.			
Tributary Area	10	20	35	50	100	500	10	20	35	50	100	500	Effective Wind Area		Positive	Negative
Wall Positive Pressure	38.1	36.3	35.0	34.1	32.4	28.4	40.4	38.5	37.1	36.1	34.3	30.1	Width	Height		
Zone 4 Negative Pressure	- 41.4	- 39.6	- 38.2	- 37.3	- 35.6	- 31.6	- 43.8	- 42.0	- 40.5	- 39.6	- 37.7	- 33.5	8	8	38.6	- 48.2
Zone 5 Negative Pressure	- 51.0	- 47.5	- 44.8	- 43.0	- 39.6	- 31.6	- 54.0	- 50.4	- 47.5	- 45.6	- 42.0	- 33.5	10	10	37.4	- 45.7
Mean Roof Height	25 ft.						30 ft.						14	14	35.4	- 41.8
Tributary Area	10	20	35	50	100	500	10	20	35	50	100	500	9	7	38.7	- 48.3
Wall Positive Pressure	42.2	40.3	38.8	37.8	35.9	31.5	43.9	41.9	40.3	39.3	37.3	32.8	16	7	37	- 45.0
Zone 4 Negative Pressure	- 45.8	- 43.9	- 42.4	- 41.4	- 39.5	- 35.1	- 47.6	- 45.7	- 44.1	- 43.1	- 41.1	- 36.5				
Zone 5 Negative Pressure	- 56.6	- 52.8	- 49.7	- 47.8	- 43.9	- 35.1	- 58.8	- 54.7	- 51.7	- 49.6	- 45.7	- 36.5				

NAME: _____ SITE ADDRESS: _____ CONTACT #: _____

1	2	3		4		5		6		7		8		9		10	
OPENING LOCATION ID	PRODUCT ACCEPTANCE NUMBER	PRODUCT APPROVAL PRESSURE RATING		REQUIRED DESIGN PRESSURE		OPENING SIZES		ZONE LOCATION		Impact Glazing		OPENING HAS EXISTING SHUTTERS		NEW SHUTTERS REQUIRED		MULLION TUBES REQUIRED	
		(+) PSF	(-) PSF	(+) PSF	(-) PSF	WIDTH X HEIGHT IN INCHES	AREA IN SQ FEET	4 INTER	5 END	YES	NO	YES	NO	YES	NO	YES	NO
						X											
						X											
						X											
						X											
						X											
						X											
						X											
						X											
						X											
						X											

IDENTIFY OPENINGS ALPHABETICALLY OR NUMERICALLY ON ELEVATION SHEETS.

IDENTIFY VERTICALLY STACKED GLASS IN THE SAME OPENINGS FROM BOTTOM TO TOP WITH SUB NUMBERS (Example: A, A1, A2, ETC.).